

THE GOOD GUYS®

PAY LESS
Every day!

Reno guide

DESIGN AND PLANNING TIPS:

Kitchen, Wardrobes and Laundries

Reno **THE GOOD GUYS**
Rewards
Claim \$750-\$5,000⁺ in Reno Rewards!

GET
UP TO

\$5,000 OFF⁺

YOUR **KINSMAN CABINETRY** WHEN YOU PURCHASE
ELIGIBLE COOKING, DISHWASHER, REFRIGERATION AND
LAUNDRY PRODUCTS AT **THE GOOD GUYS**

SEE PAGE 2 FOR DETAILS

Reno Rewards

THE GOOD GUYS

Claim \$750-\$5,000[▲] in Reno Rewards!

GET UP TO **\$5,000 OFF[▲]**
YOUR **KINSMAN CABINETRY** WHEN YOU PURCHASE
ELIGIBLE COOKING, DISHWASHER, REFRIGERATION AND
LAUNDRY PRODUCTS AT **THE GOOD GUYS**

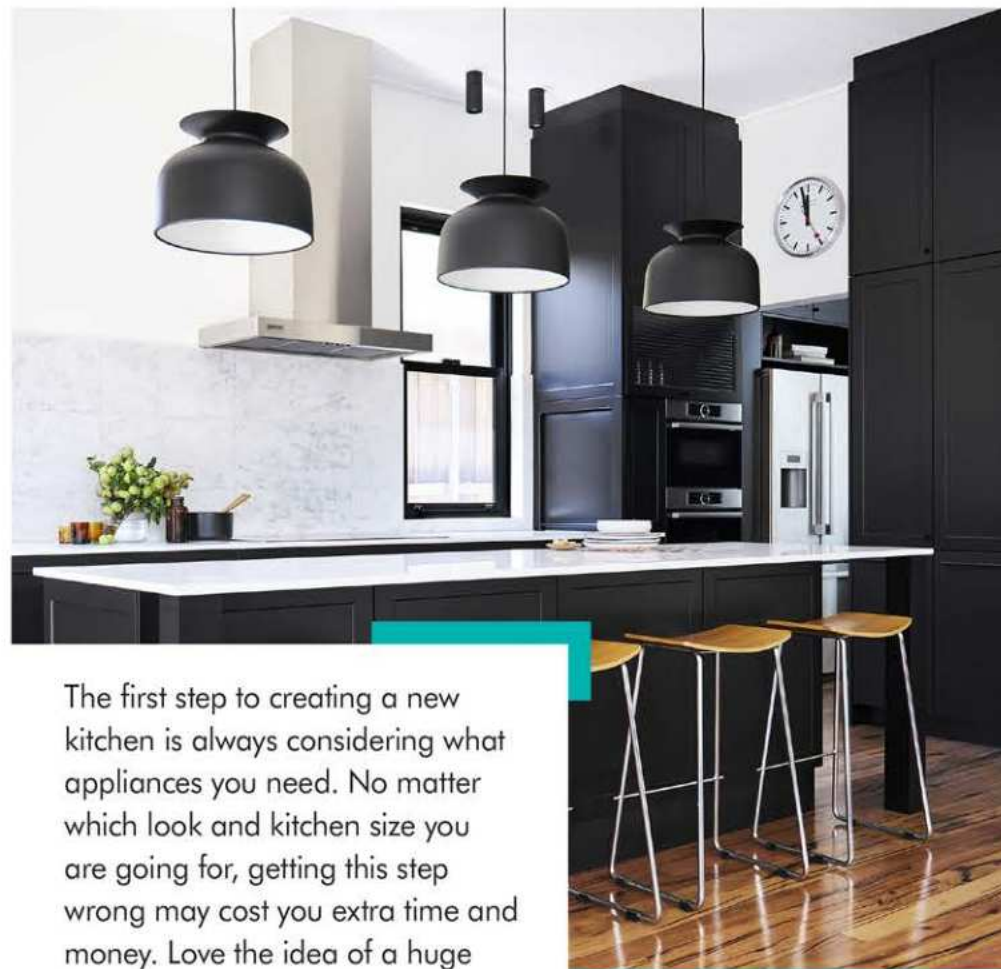
CLAIM
\$750-\$5,000[▲]
RENO REWARDS TOWARDS A CABINETRY
RENOVATION WITH **KINSMAN**

That's up to \$5,000 OFF[▲] your Kinsman
cabinetry order of \$8,000 or more, when you
purchase qualifying products at The Good Guys.

QUALIFYING APPLIANCE TRANSACTION VALUE

ELIGIBLE APPLIANCE PURCHASE \$ AMOUNT	RENO REWARD VALUE [▲]
\$750 - \$999	\$750
\$1000 - \$1249	\$1000
\$1250 - \$1499	\$1250
\$1500 - \$1749	\$1500
\$1750 - \$1999	\$1750
\$2000 - \$2499	\$2000
\$2500 - \$2999	\$2500
\$3000 - \$3499	\$3000
\$3500 - \$3999	\$3500
\$4000 - \$4499	\$4000
\$4500 - \$4999	\$4500
\$5000 +	\$5000

Appliances First FOR A LASTING IMPRESSION



The first step to creating a new kitchen is always considering what appliances you need. No matter which look and kitchen size you are going for, getting this step wrong may cost you extra time and money. Love the idea of a huge French Door Fridge? Great! You can accommodate that into your cabinetry at this step.

Choosing your appliances first will also mean you never run out of space in your kitchen. A freestanding oven in the right setting is a cook's dream, if there's space for it. Steam ovens are very popular at the moment so it's also important to learn about the latest kitchen technology at this stage, too.

IT'S DESIGN TIME

So you've picked out the appliances that you can't do without - now you're ready to sit your Kinsman Kitchens design consultation.

This is where one of Kinsman Kitchens' dedicated design experts will work with you to create a kitchen that you will love. You will be shown all the latest on-trend products and finishes and will be provided with a design solution to meet your budget, lifestyle and maximise your space. Think benchtops, splashbacks, cabinetry, handles and storage galore.

TIP:

Think about your utilities. Planning around where your gas, water and electricity connections are can make your renovation a lot easier.

LATITUDE

BONUS
UP TO **\$400 OFF[>]**

NEW APPROVED IN STORE APPLICATIONS ONLY.
Excludes Metro Melbourne.

To receive the bonus discount below, new and approved applicants must:

1. Apply for a new Latitude Gem Visa account in store
2. Once approved select your product
3. Bonus discount will be applied as follows:

Latitude Interest Free Qualification	Bonus Discount ^{>}
\$1,500 - \$2,499	\$100
\$2,500 - \$3,499	\$150
\$3,500 - \$4,499	\$250
\$4,500+	\$400

[>] Subject to approval from Latitude Gem Visa. New Applications only. In Store only. Excludes eBay, online, phone and commercial orders. Offer ends Wednesday 30th September 2020. Bonus discount will be applied to eligible purchases made in store at the time the customer is approved and makes a purchase on their Latitude Gem Visa account. Excludes Gift Cards, Apple, Miele, Asko, Neff, Bertazzoni, La Germania and AEG products. Visit <https://www.thegoodguys.com.au/promotional-terms-and-conditions>. Conditions and late fees apply. At the end of the plan, interest will be charged at 24.99%. A \$99 annual fee applies for Latitude Gem Visa. This notice is given under the Latitude Gem Visa Conditions of Use (as applicable), which specify all other conditions for this offer. Other conditions, fees and charges apply, see [thegoodguys.com.au/interest-free](https://www.thegoodguys.com.au/interest-free) for details. Credit is provided by Latitude Finance Australia (ABN 42 008 583 588), Australian Credit Licence number 392145.

STEP 1 - EARN

SPEND OVER \$750 ON ELIGIBLE KITCHEN & LAUNDRY APPLIANCES AT THE GOOD GUYS

STEP 2 - CLAIM

CLAIM UP TO A \$5,000[▲] TIERED RENO REWARD AT thegoodguys.com.au/kinsman

STEP 3 - REDEEM

BOOK A DESIGN CONSULTATION AND APPLY YOUR RENO REWARD WHEN YOU SPEND \$8,000+ ON YOUR KINSMAN CABINETRY

KINSMAN
Kitchens • Wardrobes • Laundries • Home Office

Purchase eligible Cooking, Dishwasher, Refrigeration & Laundry appliances from these participating brands:

FISHER & PAYKEL Westinghouse Electrolux
CHEF VINTEC omega LG BOSCH
smeg DeLonghi EMILIA Oliveri schweigen

[▲] Via redemption. Reno Reward amount depends on eligible spend tier on selected brands and product (min. product spend \$750), can only be used to pay for up to 50% of cabinetry with min. \$8,000 spend on Kinsman cabinetry. Reno Reward validated at point of sale during Design Appointment. Available w/in 100km of QLD, NSW & VIC Kinsman stores. See full T&Cs at: www.thegoodguys.com.au/kinsman

With The Good Guys Reno Rewards and Latitude Interest Free offers, there's never been a better time to pick up a range of appliances to kick off your renovation.

Fall in love WITH YOUR PERFECT KITCHEN

FROM BENCHTOPS TO
SPLASHBACKS, APPLIANCES,
SINKS AND EVERYTHING
IN-BETWEEN.

You've watched ALL of the design shows,
and explored the latest kitchen design ideas
and inspiration. You're now ready to create
your perfect kitchen. But where do you start?
Luckily, the team at Kinsman is here to help.

Find your nearest Kinsman Showroom
at thegoodguys.com.au/kinsman

3 UNIQUE DESIGN RANGES

1 THE DESIGNER RANGE Create your perfect kitchen

Kinsman Kitchens' Designer Range has an array
of on-trend cabinetry which allows you to get the
look that's perfect for you. Looking to create
a sophisticated Hamptons style retreat? Maybe
you're dreaming of an industrial chic New York
loft? From top to bottom, the choice is yours.

With your own style in mind, you can choose
your Caesarstone® or laminate benchtops,
cabinetry, handles, taps, sinks and storage – the
combinations are endless.



APPLIANCES FIRST

Handy Hint – Select the appliances you love first, then design
your kitchen around the appliances.

LEARN
ABOUT
KINSMAN



2 THE VALUE RANGE For great looks with a great value pricetag.

Look no further than the Kinsman Value Range.
Imagine having the designer look delivered fully
assembled to your door! Not only does it save
you time and money, but loads of hassle as well.

Choose from a select range of cabinetry, as
well as four stylish and popular door colours
that look straight from the TV renovation shows.
And with a variety of laminate and Caesarstone®
benchtops to choose from, you'll be cooking and
entertaining in style in no time.



3 THE XPRESS RANGE Flatpacked for your convenience

If you want to transform your kitchen in a hurry,
it's time to Xpress. Perfect for those who love DIY
or investment property renovations, your Xpress
Range Kinsman Kitchen can be delivered flat
packed and ready to be assembled in just 10
business days from final payment.

But that doesn't mean that you are compromising
on quality. Featuring the latest designs and smart
features, and backed by their 7-year warranty,
this range has a lot to offer and is a no-brainer
for investors.



MADE FOR AUSSIE KITCHENS, JUST LIKE YOURS!

Kinsman is an Australian-owned manufacturer and retailer with a proud history of over 30 years
supplying affordable, quality kitchens, wardrobes and laundries. Utilising the latest high-tech
machinery at a state of the art factory located in NSW, Kinsman makes it easy for you to design
and create the perfect kitchen you've always wanted.



omega



CREATING BALANCE IN your Kitchen

With over 35 years' experience supplying Australian
homes with quality appliances, Omega understands
what modern homes need - reliable appliances packed
with features to make cooking and cleaning up
afterwards easy.

Omega believes contemporary kitchens
should be places that not only look
beautiful but are environments where
cooking is enjoyable and simple. With
that in mind Omega has developed a
design-led philosophy created to enhance
people's lives in terms of how a product
looks and how it performs.

This philosophy can be defined as balance
- balance between beautiful, minimalist
form and innovative, yet simple
to use function.

Omega's carefully designed appliances
deliver the pared-back, straight lines
and minimalism sought after by modern,
style-conscious Australians.

It is Omega's story, and the story of a
modern and sophisticated homeowner,
one who values elegant style matched
with effortless simplicity.

FISHER & PAYKEL



THE BEAUTY OF choice

Fisher & Paykel design appliances in a range of beautiful
styles, finishes and colours so that you have more choice
when it comes to your kitchen design. Today's kitchen is
no longer a purely utility area - it's a well-considered,
cohesively designed space for creation. It's a place where
family and friends come together to cook, eat, and
socialise. It's the heart of the home.

With a unique approach to appliance
design and strong working relationships
with architects and interior designers
globally, Fisher & Paykel were inspired
to introduce a range of black kitchen
appliances, designed for contemporary
spaces. Shades of black can dramatically
reduce or increase the visual impact of
large appliances in the kitchen, creating
the opposite effect of a traditional
kitchen full of whiteware. Discover black
appliances across the Fisher & Paykel
kitchen suite including ovens, refrigeration
and DishDrawer™ Dishwashers.

With appliances that allow absolute
freedom of design expression, choose the
style and colour that brings your unique
dream kitchen vision.

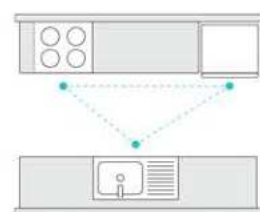


▲ Via redemption. Reno Reward amount depends on eligible spend tier on selected brands and product (min. product spend \$750), can only be used to pay for up to 50% of cabinetry with min. \$8,000 spend
on Kinsman cabinetry. Reno Reward validated at point of sale during Design Appointment. Available w/in 100km of QLD, NSW & VIC Kinsman stores. See full T&Cs at: www.thegoodguys.com.au/kinsman

Discover YOUR PERFECT KITCHEN

You have gathered all your kitchen inspiration and now you're ready to create a kitchen you will love. When it comes to planning your perfect kitchen design, you'll want to make sure the layout you choose is the best fit for your lifestyle and maximises efficiency. With a little assistance from the team at Kinsman, we're here to help you get familiar with some of the most popular kitchen layouts and see which one might be right for you.

LEARN
ABOUT
KINSMAN

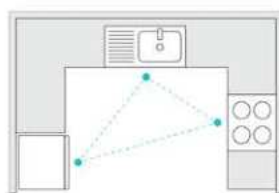


GET ON THE GALLEY

Although it may sound like it belongs on a boat, a Galley kitchen is best suited for medium to large homes. With a long walkway between two solid walls, its simple but popular layout has all of your needs covered. It's clever at concealing storage and integrating appliances like fridges and dishwashers behind cabinetry for a seamless look.

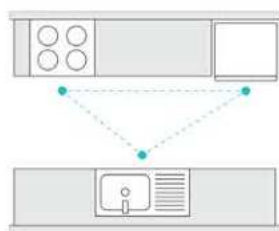
CORNER KITCHEN CUPBOARD

Whichever layout you choose, the must-have for your kitchen is a corner kitchen cupboard. It allows you to turn dead space into a nifty pantry or shelves. A revolving corner carousel ensures that everything is within reach, while clever storage solutions help you hide away the clutter.



U-SHAPE FOR YOU

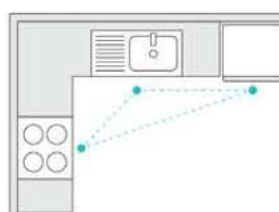
Looking for the big family kitchen? With three feature sides for cooking, cleaning and refrigeration all evenly spaced out, the U-Shape is the ultimate kitchen work triangle. This shape provides you with loads of storage and room for large, family sized appliances.



YOUR VERY OWN ISLAND

If you love the idea of a social kitchen, where people love to mingle over good food, then an Island kitchen is a great option. The kitchen island bench is a freestanding cabinet that you can include appliances such as a sink, cooktop or wine cabinet, as well as loads of much needed storage. It can also act as an entertaining hub by adding a few kitchen stools around it. Pendant lights above any island bench is the perfect finishing touch to the space.

For some added sophistication, use a luxurious Caesarstone® benchtop to make your Island a focal point and show it off with pride.



LOVE THE L-SHAPE

If you love open plan living (and who doesn't?), then the L-Shape kitchen might just be your best friend. Your kitchen is on show in this layout, so it's the designers time to shine. With plenty of bench space and storage, this layout also allows you to bring your dining table closer to the kitchen. It's an ideal layout for two people to work simultaneously in, without getting under each other's feet.

VINTEC

DON'T FORGET TO PLAN FOR A Wine Cabinet

Whether you like to drink your wine young or let it age gracefully, it's a fact that you must store it in a climate-controlled environment to protect it from spoiling.

So if you're building a new home or renovating a kitchen, it's important to consider including a wine cellaring solution into your home to get the best from your wine.

With underground cellars being excessively expensive to excavate, insulate and build, wine storage cabinets are often the best way to protect your collection and they don't need to impose on your living space. If you choose the right style, they can even become a feature or highlight of your home.

This most likely explains why built-in wine storage cabinets, primarily installed in the kitchen area, are among the fastest growing trends. Vintec offers a large range of wine cabinets, acting both as sleek and attractive pieces of furniture, with many styles and capacities available.

Oliveri

Dark isn't always the first theme that comes to mind when designing a kitchen, however more and more people are moving towards this trend. Add a hint of black to add drama to a lighter kitchen or go for an all-dark look to create a sleek and sophisticated space. There are several ways to bring black to the kitchen.

Adding style

WITH BOLD SINKS AND TAPS

Black fittings, coupled with appliances, are a great way to add character into a space. Black Oliveri Tapware allows for the colour to be incorporated subtly, in a minimalist and soft kitchen. Black tapware can also be incorporated into a super modern or a more rustic kitchen. Another way to add in a splash of black is with an Oliveri sink. For a minimalist look, opt for an undermount sink paired with light-coloured benchtops. Other small touches can be bought in with benchtop appliances.

To create an all-black look, use texture to create interest, think stone benchtops, a granite sink, black wood-panelled cabinets a tiled backsplash plus add a few minor elements to contrast such as chrome, copper or gold metals.

SHOP VINTEC AND
OLIVERI TO EARN

Reno Rewards
Claim \$750-\$5,000* in Reno Rewards!

▲ Via redemption. Reno Reward amount depends on eligible spend tier on selected brands and product (min. product spend \$750), can only be used to pay for up to 50% of cabinetry with min. \$8,000 spend on Kinsman cabinetry. Reno Reward validated at point of sale during Design Appointment. Available w/in 100km of QLD, NSW & VIC Kinsman stores. See full T&Cs at: www.thegoodguys.com.au/kinsman



NOW'S THE TIME TO SAVE on your Kitchen Style

After selecting the perfect kitchen range that best suits your needs and lifestyle, it's time to get into the details. You need to think about what style you're after. Is it a statement kitchen or are you trying to match the overall aesthetic of your home? Check out some of Kinsman's most popular kitchen styles that they can help you create.

LEARN
ABOUT
KINSMAN

KINSMAN
Kitchens • Wardrobes • Laundries • Home Office

IT'S ALL IN THE FAMILY

Family kitchens are a place to meet, share a meal and socialise. The ultimate entertainers delight! You'll love the large, simple spaces that a Kinsman kitchen can give you to mingle, do homework and most importantly, cook for your friends and loved ones.

A MODERN TAKE

The modern kitchen is the heart of the home and the perfect meeting place. It's more than where meals are prepared, but where living and dining areas become one. Sleek and simplicity is the key to create a functional space you'll never want to leave.

ADD A TOUCH OF TRADITIONAL

A traditional kitchen adds character and charm to your home, giving it a warm feeling. Experiment with gold or brass-look accessories or timber-look cabinetry to up the luxe and bring your kitchen to life.

SCANDI FOR STYLE

Kinsman makes it easy to get the minimalist look at home. Clean lines and light, muted colours help you to create that Nordic feel you've always wanted. With some timber finishes and metallic accents, you'll have a serene space that you will love spending time in.

GET INDUSTRIAL

As sleek and stylish as you are. The cool edginess of an industrial kitchen blends rough textures with smooth surfaces, creating a space straight out of a New York loft. Add some subway tile splashbacks, forged iron accents and exposed elements to get the look.

Make an Impact WITH A BANK OF OVENS

BOSCH
Invented for life

When it comes to creating an impact with your kitchen design, your appliances are an investment that will continue to make a statement for years to come. Having a visually appealing focal point is crucial; when it comes to your kitchen, a bank of ovens makes for an impressive showpiece. Black glass appliances provide a contemporary edge over traditional stainless steel and are perfect for those seeking a timeless look that will also set them apart.

Creating a bank of built-in appliances provides not only a visually appealing focal point but allows you to take advantage of the latest cooking innovations – and with Bosch, you can have the best of both form and function, without compromise. The stylish Series 8 black glass range of cooking appliances from Bosch combine premium German-made design with intuitive features. If you love the idea of healthy, nutritious and tasty food that's also quick to prepare, it's easier than ever with a Bosch steam oven. Cooking with full steam locks in the delicious flavours and fragrances of your food – as well as the all-important vitamins and minerals. Thanks to pyrolytic self-cleaning, the oven even cleans up after itself. Experience the next level of cooking with Bosch.

HEALTHY COOKING NAILED!

Unlike conventional cooking, steam oven cooking locks in the vitamins and minerals to help you make healthier food.

SUNDAY ROAST PERFECTION

A steam oven combines hot air with the perfect amount of steam so that your food is sealed on the outside, while moist and tender on the inside.

THE NEED FOR SPEED

Give your cooking a speed boost with steam. Crispier skins in no time. Baking is a cinch and a steam oven can even reduce your boiling time.

STEAMY SAVINGS

A steam oven is like an investment in your cooking. Reduce the need for multiple appliances in your kitchen and create wonderfully moist meals in no time.

FALL IN LOVE WITH A Steam Oven

Steam oven cooking allows you to add moisture to your cooking, without boiling or waterlogging your food. It preserves the natural textures and flavours in your food and reduces the need for oils in your cooking. So, whether it's baking, roasting or slow cooking, add some steam and cook like a pro.

LEARN
ABOUT
STEAM
OVENS

SHOP BOSCH TO EARN

Reno Rewards
Claim \$750-\$5,000* in Reno Rewards!

▲ Via redemption. Reno Reward amount depends on eligible spend tier on selected brands and product (min. product spend \$750), can only be used to pay for up to 50% of cabinetry with min. \$8,000 spend on Kinsman cabinetry. Reno Reward validated at point of sale during Design Appointment. Available w/in 100km of QLD, NSW & VIC Kinsman stores. See full T&Cs at: www.thegoodguys.com.au/kinsman

Embrace

THE DARK SIDE OF THE KITCHEN

LEARN ABOUT KINSMAN

FOOD PREP HAS NEVER LOOKED SO GLAM

Black tapware is the perfect choice for a modern, industrial style, or entertainer style kitchen, allowing cooks to show off a little flare to their guests. Made from tough, durable materials, black sink and taps not only add the wow-factor but will also stand the test of time. To complete the look, opt for a pull-out spray jet and a matching double bowl granite sink.

KINSMAN TIP:

Complement that edgy industrial style, by teaming black tapware with a natural, concrete-look stone benchtop.

DARK AND INDULGENT

For a show-stopping kitchen design that is guaranteed to turn heads, choose a dark and indulgent palette. It's a bold choice, but by mixing and matching luxurious matte black cabinetry with deep timber tones and marble-look benchtops, your kitchen will be the envy of all your guests. You can also experiment with chrome handles for a touch of elegance or keep things slick with simple black, or concealed, handles.

APPLIANCES THAT MAKE A STATEMENT

Black appliances are not only stylish and on-trend but they also give the space a sense of sophistication. When choosing your black appliances, you need to make sure they will flow effortlessly into your kitchen design. Is it sleek gloss black, stainless steel black, matte black or a halfway point with dark stainless steel?

And because The Good Guys have a huge range of black and dark stainless steel appliances from the brands you love like Smeg, Westinghouse, Bosch, Electrolux and more, you can be rest assured that your kitchen showcases the best brands as well.

If a dark kitchen isn't your style, black appliances provide you with a nice contrast for larger kitchens featuring a light, neutral palette.

If you're looking for something a little more daring than an all-white kitchen, consider mixing and layering dark shades in your kitchen. Be bold with black cabinetry, dark stone benchtops and sleek black or dark stainless steel appliances and handles for a dramatic yet classic look.

KINSMAN

Kitchens • Wardrobes • Laundries • Home Office

smeg
technology with style

Make a style statement IN THE KITCHEN



When you embark on a kitchen renovation or a new build you'll quickly discover the wide variety of options available. Once you've decided on a style or theme for your kitchen, the next step will be to choose your appliances. Think firstly about how you cook – both on a day-to-day basis as well as how you like to entertain.

If your style is modern vintage, check out Smeg's range of Victoria freestanding cookers. Offering the best of the old and the new, each Italian masterpiece houses the very latest in 21st century kitchen technology whilst also embodying the beautifully crafted vintage style. The range is perfect for those wanting to make a style statement with a hero appliance.

Available in a variety of colours including black, panna and white with red wine and pastel green options, choosing this solution allows you to mix and match to create the exact finish you are looking for. The Victoria collection showcases the best of modern-day technology while maintaining old-world charm, creating a range of appliances sought after for every kitchen.

Westinghouse

MEET THE NEW NEUTRAL Dark Stainless



From entertaining visitors, to family meals and helping the kids with homework, the kitchen certainly is the multi-functional heart of the home.

It's crucial then that the kitchen works practically and visually, since we spend so much time there, which explains why we obsess over the details – everything from the appliances to benchtops and cabinetry to cutlery.

This year, the kitchen will perfectly blend form and function, while technology will become increasingly present. The new Westinghouse Aspire range looks to make life easier, offering innovations for home cooks. Central to this is the dark stainless steel trend, which combines the premium and practical Westinghouse kitchen in a fresh finish. Impress your guests with Steam Assisted cooking which combines hot oven air with just the right amount of steam for delicious results. Or built-in AirFry function, meaning you get all the benefits and flavour, without taking up precious bench space.

A kitchen should feel timeless, using design elements and materials that will look good today and in a decade's time. Whether you're doing a complete renovation or replacing a single appliance, you can take your kitchen in a fresh direction by incorporating dark stainless appliances.

SHOP SMEG AND WESTINGHOUSE TO EARN
THE GOOD GUYS
Reno Rewards
Claim \$750-\$5,000* in Reno Rewards!

▲ Via redemption. Reno Reward amount depends on eligible spend tier on selected brands and product (min. product spend \$750), can only be used to pay for up to 50% of cabinetry with min. \$8,000 spend on Kinsman cabinetry. Reno Reward validated at point of sale during Design Appointment. Available w/in 100km of QLD, NSW & VIC Kinsman stores. See full T&Cs at: www.thegoodguys.com.au/kinsman

YOUR GUIDE TO Reno Rewards

So, you've decided to renovate your kitchen, laundry, wardrobe or home office. Before you start, check out this guide to maximising your renovation budget with The Good Guys Reno Rewards and Kinsman.

KINSMAN
Kitchens • Wardrobes • Laundries • Home Office

STEP 2—CLAIM CLAIM UP TO A \$5,000* TIERED RENO REWARD AT thegoodguys.com.au/kinsman

2 CLAIM YOUR REWARDS

To Claim your discount, visit thegoodguys.com.au/kinsman – fill in the quick registration form and you'll receive an email confirming the next steps - including booking your Kinsman design consultation in store, at home – or safely via virtual design consultation if you prefer.

KINSMAN TIP:

Explore Kinsman's ranges, finishes, catalogues and galleries online to start a mood board of your favourite looks and styles before your consultation.

STEP 3—REDEEM BOOK A DESIGN CONSULTATION AND APPLY YOUR RENO REWARD WHEN YOU SPEND \$8,000+ ON YOUR KINSMAN CABINETRY

3 CONSULTATION, APPROVAL, DISCOUNT APPLIED!

Present your eligible The Good Guys docket and your registration email to Kinsman Design Consultant at the start of your consultation and if you spend over \$8,000 on your Kinsman renovation the eligible Reno Reward discount will be deducted from your Kinsman design quote.

That means you could save up to \$5,000 on your Kinsman renovation.

Plus, because you selected your appliances first, Kinsman can jump straight into bringing your design to life; choosing complimentary finishes to make your renovation the hero of your home.

STEP 1—EARN SPEND OVER \$750 ON ELIGIBLE KITCHEN & LAUNDRY APPLIANCES AT THE GOOD GUYS

1 CHOOSE YOUR APPLIANCES FIRST

Renovating is a great time to upgrade your appliances. By choosing your appliances first you ensure that new cabinetry fits your products perfectly. Plus – with Reno Rewards, now's a great time to shop the big brands at The Good Guys, because Reno Rewards turns eligible purchases into renovation discounts!

Here's how it works:

Spend \$750 or more, on eligible appliances from one of the participating brands – it could be anything from appliances for your new kitchen to a new washer and dryer for your laundry reno – and use the table to see which Reno Reward discount you're eligible for.

Example:

Buy an eligible oven, cooktop and rangehood for your new kitchen – and you'll get up \$5,000 off* your eligible Kinsman cabinetry purchase over \$8,000!

For a limited time only, The Good Guys also have an Interest Free offer for applicable appliance purchases to save even more!

See page 2 for details.

Reno Rewards
Claim \$750–\$5,000* in Reno Rewards!

GET UP TO
\$5,000 OFF*
YOUR **KINSMAN CABINETRY** WHEN YOU PURCHASE ELIGIBLE COOKING, DISHWASHER, REFRIGERATION AND LAUNDRY PRODUCTS AT **THE GOOD GUYS**

CLAIM
\$750–\$5,000*
RENO REWARDS TOWARDS A CABINETRY RENOVATION WITH KINSMAN

That's up to \$5,000 OFF* your Kinsman cabinetry order of \$8,000 or more, when you purchase qualifying products at The Good Guys.

QUALIFYING APPLIANCE TRANSACTION VALUE

ELIGIBLE APPLIANCE PURCHASE \$ AMOUNT	RENO REWARD VALUE*
\$750 – \$999	\$750
\$1000 – \$1249	\$1000
\$1250 – \$1499	\$1250
\$1500 – \$1749	\$1500
\$1750 – \$1999	\$1750
\$2000 – \$2499	\$2000
\$2500 – \$2999	\$2500
\$3000 – \$3499	\$3000
\$3500 – \$3999	\$3500
\$4000 – \$4499	\$4000
\$4500 – \$4999	\$4500
\$5000 +	\$5000

Renovating your kitchen can be quite overwhelming. There are so many decisions you need to make and so many options to choose from, and more expensive doesn't necessarily mean more value.

If new appliances are part of your kitchen makeover then it's important to plan ahead and select these first - before you make any other purchases, as the size of the appliances, will then dictate your choice of cabinetry and layout.

Often, kitchen appliances can be the most expensive part of the makeover, so consider trusted brands like Chef which has a range of easy to use appliances, with modern design and features that matter, without needing to break the budget.

Layout is an equally important part of your kitchen as you want to make sure the floor plan is functional. Consider if you need to move existing services like plumbing or electrical.

When it comes to selecting materials for your kitchen make sure they are fit for purpose. Use robust materials for areas such as benchtops and cabinetry. And finally, storage, if you can fit an extra cupboard, do it! No one has ever said 'I hate how much storage this kitchen has'.

CHEF

Renovating ON A BUDGET

COOKING with Gas

Gas ovens are economical, easy-to-use, and make a big difference in cooking. They help to food to retain moisture while cooking, with less shrinkage when roasting and fresher results in baking. Cooking with gas is the secret recipe you won't want to share.

Emilia cooking appliances have been in Australian kitchens for more than 20 years. These Italian-made cookers are crafted in Modena, a city renowned for its food culture and exceptional design. Creating products engineered with Australia in mind, Emilia specialises in gas appliances – a style of cooking loved by both professionals and home chefs.

From compact cookers through to larger options for gourmet kitchens, renovators have the flexibility to install the Emilia cooker that best suits their space and cooking requirements. Not quite enough room for a 90cm cooker? The Emilia 80cm upright cooker is no compromise on capacity or performance. In a choice of stainless steel and gorgeous gloss black, Emilia cookers are right on-trend for an instant makeover.

To help keep renovation costs down, the 80cm and 90cm Emilia gas cookers only require a 10amp electrical connection, saving on expensive rewiring.



SHOP CHEF AND EMILIA TO EARN
Reno Rewards
Claim \$750–\$5,000* in Reno Rewards!

EMILIA

* Via redemption. Reno Reward amount depends on eligible spend tier on selected brands and product (min. product spend \$750), can only be used to pay for up to 50% of cabinetry with min. \$8,000 spend on Kinsman cabinetry. Reno Reward validated at point of sale during Design Appointment. Available w/in 100km of QLD, NSW & VIC Kinsman stores. See full T&Cs at: www.thegoodguys.com.au/kinsman

* Via redemption. Reno Reward amount depends on eligible spend tier on selected brands and product (min. product spend \$750), can only be used to pay for up to 50% of cabinetry with min. \$8,000 spend on Kinsman cabinetry. Reno Reward validated at point of sale during Design Appointment. Available w/in 100km of QLD, NSW & VIC Kinsman stores. See full T&Cs at: www.thegoodguys.com.au/kinsman

4 STEPS TO PLANNING the perfect kitchen

Thinking of taking on a kitchen transformation but not sure how to get started? Here are four steps to get the ball rolling with Kinsman.

LEARN ABOUT KINSMAN

1 CHOOSE YOUR APPLIANCES

If it's been a while since you bought some new appliances, you may be surprised what's now available. A double oven is perfect for feeding your family. And what about a warming drawer on your oven before serving your Sunday roast? User-friendly French doors on a fridge are popular, but may need a larger space. Choosing the right size and location of your appliances can save you time and hassle in the long run.

2 IT'S TIME TO DESIGN

After you've picked your appliances, it's time to get creative and select your layout, benchtop, cabinet style and colour. Add your own personal touches when it comes to door handles and cabinetry. Then experiment with benchtop finishes to see what matches. If you need a hand, just ask your Kinsman Kitchens expert design consultant who can help you bring your perfect kitchen design to life. And for some extra inspiration, explore the different Kinsman ranges online at thegoodguys.com.au/kinsman

3 ADD LOADS OF STORAGE

There's never enough storage in the kitchen! Do you want your microwave and coffee machine built into place? What about a drawer for all of those plastic containers? You should also think about how you use your kitchen. Consider a 'Kitchen Triangle' layout to optimise your space.

4 LOCK IT ALL IN AND YOU'RE READY

Once you've picked out everything you love for your kitchen, it's time to talk timelines. Make sure that you plan ahead, taking into account manufacturing times. Then after you've approved everything and confirmed delivery, don't forget to book in your tradies to complete the installation and you're ready to go.

KITCHEN DESIGN 101

Cook up a storm in your 'Kitchen Triangle'

Basically, the three areas that you spend the most time in the kitchen should make up an evenly spaced triangle; the fridge, sink and stove.

It's a great way to keep your kitchen organised, and helps you multitask while you're working by giving you space to rotate between the three zones.

If they're too close, you're creating congestion, and too far apart isn't efficient.

TIMELESS Integrations

2020 has heralded a return to the kitchen, and across Australia, now more than ever the kitchen is the hub of family life. A new wave of home cooks have emerged, they desire a space where they can create a culinary masterpiece or just knock up a batch of cookies.

Whilst kitchen trends are dictated by individual tastes and styles, De'Longhi kitchen appliances feature a timeless design that will complement all kitchen configurations and cabinetry finishes, now and well into the future.

Of course with the cooking comes the cleaning, and both the De'Longhi semi integrated, and fully integrated dishwashers deliver on performance and functionality.

De'Longhi's semi integrated model has no outside walls or door, and is built into the cabinetry with only the control panel visible on the door. Its fully integrated model effortlessly blends into your kitchen as it is built into the cabinetry with the control panel placed inside the top of the door.

Exceptionally quiet thanks to the direct drive motor, both models bring style and seamless design to your kitchen of choice.

De'Longhi

Seamless

Seamlessly integrated rangehoods bring a modern aesthetic to your kitchen by helping to preserve clean design lines and uninterrupted views across your kitchen.

A popular choice for cooktops set along walls is the silent undermount rangehood that is installed discreetly into overhead cabinetry.

Another option to consider is the modern silent ceiling cassette that is designed to be admired. Ideal for island benchtops, ceiling cassettes are integrated into the bulkhead or ceiling for a sleek, seamless profile.

To choose the rangehood that is perfect for you, do consider the following:

NOISE:

Reclaim the hub of your home with a silent rangehood that lets you entertain even as you cook. No more missing out on conversations ever again because of a noisy rangehood.

POWER:

Find a rangehood motor with the right extraction power and energy-efficiency for your cooking style.

FUNCTIONS:

Consider useful features like LED lighting, auto-shutoff timer, variable speeds and choice of dishwasher-safe filters so you get the most out of your rangehood.

schweigen
simply silent

SHOP DELONGHI AND SCHWEIGEN TO EARN

Reno Rewards
Claim \$750-\$5,000* in Reno Rewards!

Photography: Anthony Turnham - Snap Photography Designers: Kirsty Davis - Kitchen Design

▲ Via redemption. Reno Reward amount depends on eligible spend tier on selected brands and product (min. product spend \$750), can only be used to pay for up to 50% of cabinetry with min. \$8,000 spend on Kinsman cabinetry. Reno Reward validated at point of sale during Design Appointment. Available w/in 100km of QLD, NSW & VIC Kinsman stores. See full T&Cs at: www.thegoodguys.com.au/kinsman

KINSMAN

Kitchens • Wardrobes • Laundries • Home Office

LEARN TO LOVE YOUR laundry and wardrobe

Transform laundry day and organising your wardrobe from a chore into a labour of love with a little inspiration from Kinsman.

SHOW A LITTLE LAUNDRY LOVE

With a range of storage solutions and expert design ideas, here's some laundry transformation tip and tricks to help you create a functional, yet style space you'll love to do your laundry in.

The first thing to consider is the size of your space. There's plenty you can do with a small size laundry to help you maximise the space available. In an apartment or unit, a European-inspired laundry will conceal your appliances in a cupboard behind bi-fold doors. Whereas, a family home will benefit from ample bench space, storage and even hanging space to meet the family's daily needs.

If you're planning a renovation or build, think where you want your laundry located. It could be part of a bathroom, outdoor area or even combined within a butler's pantry. You may find it gives you extra space in your home to utilise.

You'd be surprised how elegant a modern laundry can look. Matching your benchtop, cabinets, taps and finishes with other rooms in your home like your kitchen or bathroom can help you to create a harmonious feel throughout.

Let's be honest, however your laundry looks, the way it works is more important. It's one of the workhorses of your home. So the appliances you choose are crucial. Go for energy saving washers and dryers and choose the layout that suits your needs; you can stack them, place them side by side or go for a combo unit. Install some laundry shelving above whatever you choose and you're now laundry-ready.

KINSMAN TIP:

Think vertically. Plan to have shelves and laundry storage solutions above appliances to maximise your space. You could even hang a drying rack from your ceiling!



CREATE THE PERFECT WARDROBE

So you've indulged on a little online shopping and now you need a new wardrobe to fit everything in. Using a range of stylish storage solutions, the team at Kinsman can help you get beautifully organised and create a wardrobe that you will love.

Whether it's a hinged, sliding or even a walk-in wardrobe, selecting your perfect wardrobe layout can be daunting. The Kinsman design experts are on hand to take out the guessing for you.

Mixing up your shelving and storage is the key to a great wardrobe. Experiment with luxury extras such as hanging rails, trouser racks, slide-out drawers, laundry hampers and jewellery inserts throughout your wardrobe design, to suit your lifestyle. Love treating yourself to a statement shoe? Put them on display with the help of a shoe rack (or two!).

Include plenty of hanging space and shelving to showcase your clothes, shoes, accessories and more in a haven of organisation. If your floorplan allows for it, an island bench will not only act as the focal-point for your closet, it also maximises storage with deep drawers.

KINSMAN TIP:

If space is limited, install a sliding door for your wardrobe. It makes accessing your clothes faster and saves you space if you don't have the room for a hinged door.



ENERGY EFFICIENCY

Want a new washer or dryer without a price hike on your energy bill?

If you're looking for a dryer, a Heat Pump Dryer is a great option.

Updating your laundry appliances comes down to three key factors – Energy Efficiency, Latest Technology and Aesthetics.

LAUNDRY TECH

to save you time and money



HOW TO BRING JOY to your laundry

LEARN ABOUT AUTO DOSE



Heat Pump Dryer's from LG have a 9-Star Energy Rating so you use a fraction of the energy of a traditional condenser dryer.

If it's a washer that you're after, LG front load washers use AI Direct Drive technology to weigh the load and assess fabric softness to automatically select the optimal wash motions for thorough cleaning without unnecessary energy usage and reduced clothing wear and tear.

HANDY TECH

The latest washers and dryers from LG also have thoughtful technology inclusions to help save time and monitor your machine.

The ThinQ™ app from LG lets you track energy consumption, diagnose and troubleshoot issues and download additional cycles via a compatible smart device.

Series 9 washers TurboClean™ 360 feature also delivers the convenience of shorter wash times, requiring as little as 39 minutes to complete a half load of lightly soiled clothes for efficient water and energy usage.

PERFECT PAIRS

For the design-focused consumer, consider a matching washer and dryer that can be either stacked or placed side by side for a visually co-ordinated laundry layout.

Just because the laundry is a utility room it doesn't have to look utilitarian! In most homes the laundry room is one that gets used a lot, so make it one that you can enjoy.

Don't get carried away with beauty at the expense of functionality. Natural light and good ventilation in a laundry space is so important. Ensure there are adequate windows and that they open enough to let in fresh air to safeguard against a build-up of moisture.

Quality appliances really bring a laundry space together, both practically, and by making an impact to the overall design of the space. Electrolux washers come with a range of innovative and sustainable features to keep your favourites looking their best. Consider intuitive AutoDose technology that takes the guess work out of washing, by automatically detecting detergent levels to adjust the washing time, meaning an energy-efficient wash cycle and unnecessary wear on fabrics. A Vapour option offers a hygienic clean which removes up to 99.9% of selected common household allergens and bacteria.

Make sure you've included all the laundry essentials first, like great appliances, good ventilation, lots of storage... and then make it beautiful.



▲ Via redemption. Reno Reward amount depends on eligible spend tier on selected brands and product (min. product spend \$750), can only be used to pay for up to 50% of cabinetry with min. \$8,000 spend on Kinsman cabinetry. Reno Reward validated at point of sale during Design Appointment. Available w/in 100km of QLD, NSW & VIC Kinsman stores. See full T&Cs at: www.thegoodguys.com.au/kinsman

THE GOOD GUYS®

PAY LESS
Every day!



Find **KINSMAN**
Showrooms at selected
THE GOOD GUYS®

VIC

BAYSWATER

2, 224-234 Canterbury Road
Bayswater VIC 3153

BRIGHTON

681 Nepean Highway
Brighton VIC 3186

DANDENONG

Tenancy 1, 55-67
Frankston – Dandenong Road,
Dandenong VIC 3175

ESSENDON

DFO Essendon, 4 Homemaker
Hub, Tenancy 20 Bulla Rd,
Essendon Fields VIC 3041

FRANKSTON

Frankston Power Centre,
111 Cranbourne Road
Frankston VIC 3199

GEELONG

1/40-50 Fyans St,
South Geelong VIC 3220

MARIBYRNONG

2-6 Sloane Street
Maribyrnong VIC 3032

NUNAWADING

Home HQ,
372-394 Whitehorse Road
Nunawading VIC 3131

PRESTON

Northland Homemaker
Centre, 11a Murray Road
Preston VIC 3072

SPRINGVALE

754-769 Princess Highway
Springvale VIC 3171

THOMASTOWN

30 Dalton Road
Thomastown VIC 3074

NSW

ALEXANDRIA

45-59 O'Riordan Street
Alexandria NSW 2015

ARTARMON

Home HQ, 1 Frederick Street
Artarmon NSW 2064

CAMPBELLTOWN

24 Blaxland Drive Unit 13-15,
Homebase Campbelltown
Campbelltown NSW 2560

CARINGBAH

1/152 – 158 Taren Point Road
Caringbah NSW 2229

CASTLE HILL

Hills Super Centre
18 Victoria Avenue
Castle Hill NSW 2154

ERINA

620 – 658 Terrigal Drive
Shop Axa 05,
Erina Fair Shopping Centre
Erina NSW 2250

KOTARA

150 Park Avenue, Unit 12
Kotara Homemaker Centre
Kotara NSW 2289

PENRITH

88-90 Mulgoa Road
Henry Lawson Centre
Penrith NSW 2750

WARRAWONG

79-85 King Street
Warrawong NSW 2502

QLD

BUNDALL

Unit 1a, 13-15 Upton Street
Bundall QLD 4217

CARSELDINE

Carseldine Homemaker Centre,
1915-1925 Gympie Road
Bald Hills
Carseldine QLD 4036

HELENSVALE

Homeworld Helensvale,
15/502 Hope Island Road,
Helensvale QLD 4212

LUTWYCHE

412 – 430 Lutwyche Road
Lutwyche QLD 4030

MACGREGOR

4, 555 Kessels Rd
MacGregor QLD 4109

OXLEY

2140-2148 Ipswich Road
Oxley QLD 4075